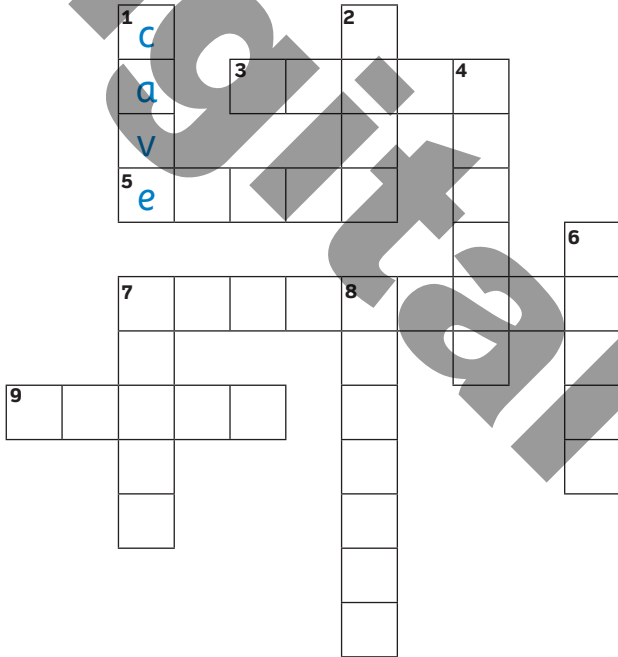


3 Natural world

Lesson 1 → Vocabulary

1 Look and write.



Let's review! SB p32-33

Name four places in the natural world.

Across →



Down ↓



2 Look at Activity 1. Then look and write.

My sister and I went for a wonderful walk in the
 1 woods yesterday. We walked along a stone
 2 _____ and saw a lot of interesting things.
 We passed a huge 3 _____ and watched the
 water crashing onto the rocks below. There were a lot of
 gray 4 _____ in the sky and it started to rain.
 We went inside a dark 5 _____ and waited
 for the rain to stop. Later, we walked home and we saw
 a beautiful 6 _____ in the sky!



Tell me!

Imagine you went for a walk in a natural place
 on the weekend. Write about what you saw.







1 ^{3.04} Listen and match. Then make sentences.

1 Lucy

2 Tom

3 Tessa and Rita

4 Pedro and Nina



- 1 Lucy was digging the holes.
- 2 Tessa and Rita _____
- 3 Tom _____
- 4 Pedro and Nina _____

dig/the holes
 put/earth around the
 new trees put/the
 trees in the holes
 water/the new trees

2 Look and make questions and answers.

- 1 a What / Sara / do / yesterday afternoon / ?
What was Sara doing yesterday afternoon?
- b climb / a tree

- c plant / a tree

- 2 a What / Jan and Marie / do / yesterday afternoon / ?

- b have / a picnic in the woods

- c have / a picnic at the beach



I can shine! ✨

3 Imagine you were on a nature trip with your family yesterday afternoon. What were you doing at three o'clock?
 We were walking along the path...

Extra time? Make flashcards with pictures to help you learn new words!

1 Read and write.

1 What were you doing (you / do) when the tornado hit (hit) your house?

I was hiding (hide) in the basement.

2 _____ (you / sleep) when the thunderstorm _____ (start)?

No, I wasn't. I _____ (take) a shower.

3 _____ (Emily / visit) her grandmother when the flood started?

Yes, she was. She _____ (sit) in her grandmother's kitchen.

4 What _____ (Petros and Louisa / do) when they

_____ (hear) the volcano?

They _____ (ride) their bikes.

Let's build!

Imagine there was a thunderstorm yesterday. Ask and answer.



2 **3.12** Read and write a–d. Then listen and check.

a What's it going to be like tomorrow?

b It's going to be sunny and hot.

c What's the weather like outside?

d It's sunny and cold.

Ben: Let's go to the park and play soccer now.

Marta: 1 _____

Ben: 2 _____

Marta: I don't like very cold weather. Maybe we can go tomorrow.

3 _____

Ben: Hold on, I'll have a look.

4 _____


Marta: I don't like very hot weather either. I'm going to stay at home.

What were you doing when the thunderstorm started?

I was walking to school when the thunderstorm started.

I can shine!

3 Ask and answer about the weather with a partner.



today



tomorrow



Saturday

What's the weather like today?

It's sunny and warm.

Pronunciation Color the two sounds in red and blue.
 thi n thi ng everything when ten swimming raining rain




Lesson 6 → Real world skills

1 Read and match. Then look and write.

- 1 hurricane
- 2 rainfall
- 3 rise (v)
- 4 temperature

- a the amount of rain that there is in a place
- b how hot or cold it is
- c a storm with strong winds and rain
- d to go up



A huge ¹ _____ is going to hit the south of the country tonight.

It's going to bring a lot of ² _____ and strong winds.

The ³ _____ is going to remain low tonight.

But it's going to ⁴ _____ tomorrow, when we expect a warmer day.

2 Listen and circle.

- 1 What did Alex do at school today?
 - a His teacher told him about climate change.
 - b He listened to a talk by a woman named Anya.
 - c He read a book by a woman named Anya.
- 2 How is Alex going to help stop climate change at home?
 - a recycle more paper
 - b recycle more glass
 - c turn off lights
- 3 How is Alex going to tell other people about climate change?
 - a write a blog
 - b write a song
 - c make a speech



What can you do at your school to make a difference to climate change?

Lesson 7 → Writing

1 Read and answer.

How do we start and finish an email? _____

Hi Sophie,

I'm writing to tell you about something terrible that happened to us when we were camping last weekend.

When I was sleeping, there was a huge earthquake.

The ground started to move and we all ran out of our tents.

We heard a loud noise and a tree fell down close to the stream.

We were very scared.

In the end, the ground stopped moving and we were happy because we were all safe.

I hope that you don't have any scary camping adventures this summer!

See you soon!

Penny



2 Give it a go Plan your email about an extreme weather event that happened when you were camping last weekend.

Explain the topic of the email in one sentence.	_____
What extreme weather event happened?	_____
• What were you doing when it started?	_____
• What happened during the event?	_____
• How did you feel? What happened after the event?	_____
What sentence are you going to use to finish your email?	_____

I can shine! ✨

3 Write your email about an extreme weather event that happened when you were camping last weekend.

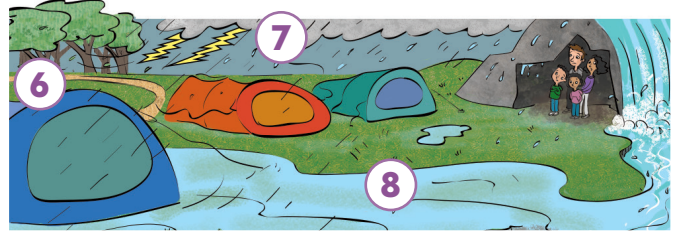
Check your work! Read your email again. Did you start it correctly? Did you finish it correctly?

1 Look and write.

Last Saturday



Last Sunday



1 path

3 _____

5 _____

7 _____

2 _____

4 _____

6 _____

8 _____

2 Look at Activity 1 and write. Then listen and check.

1 What / the girl / do / last Saturday / ?

What was the girl doing last Saturday?

She was sitting on the grass.

2 What / the woman / do / last Saturday / ?

_____ ?

3 What / the boy / do / last Saturday / ?

_____ ?

4 What / the family / do / when / the thunderstorm / hit the campground?

_____ ?

3 Look at Activity 1. Imagine that you were in a tent at the campground last Saturday. Order and write questions. Then answer.

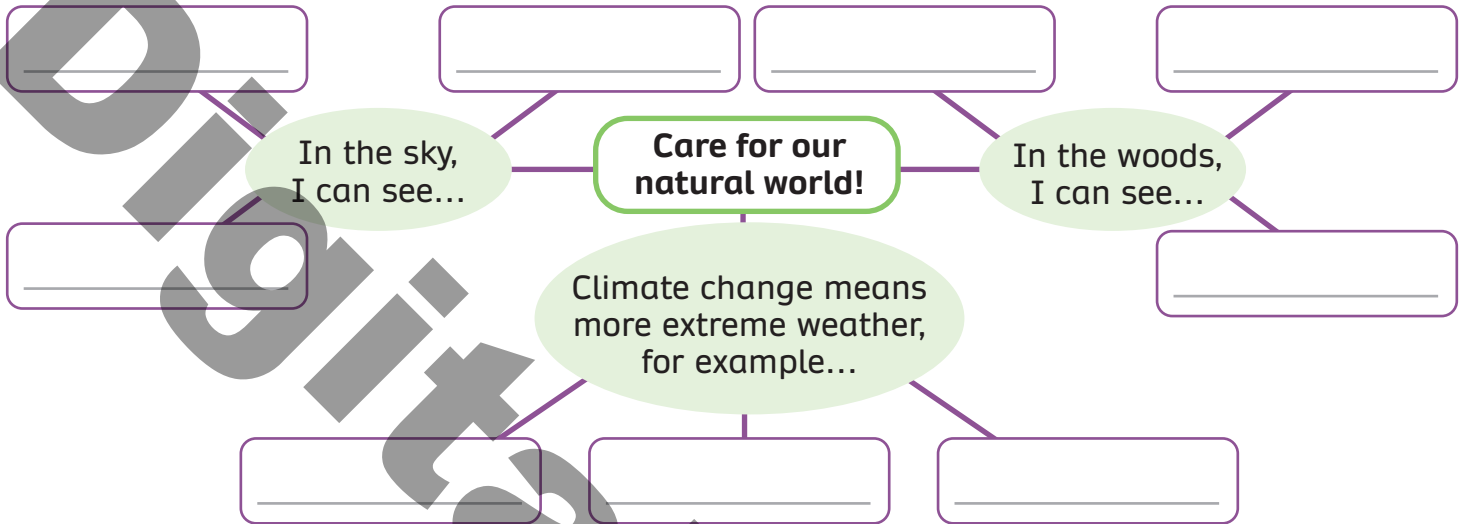
1 the / What's / like / outside / weather / ?

2 going / be / weather / to / the / tomorrow / What's / like / ?



1 Think and write. Then add an extra word to each category.

a cave clouds droughts floods hurricanes
a rainbow some rainfall a stream a waterfall



2 Complete your journal.

Step 1: Imagine how you can make a difference to climate change at home and at school.

Step 2: Draw a picture of your house and your school. Write your ideas.

Step 3: Finish, check, and read your journal.

I can make a difference to climate change!

I'm going to save water.	
I'm going to turn off lights.	
I'm going to recycle all my paper.	
I'm going to ask Mr. Briggs about solar panels.	
I'm going to start a school environmental club.	
I'm going to start riding my bike to school.	

3 Think and write.

Unit 3

An amazing natural place: _____

An extreme weather event: _____

An interesting fact: _____

Something I can do to make a difference: _____

Tip!
Global warming is another way of saying climate change.